
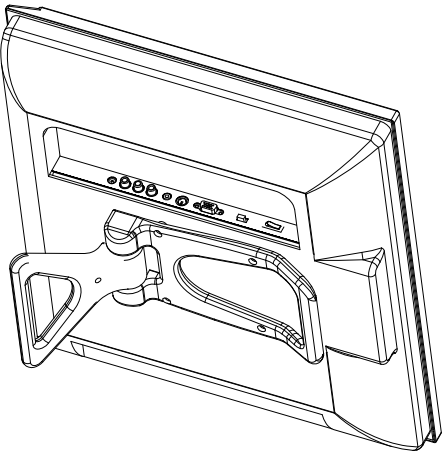
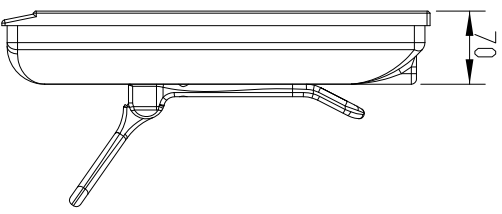
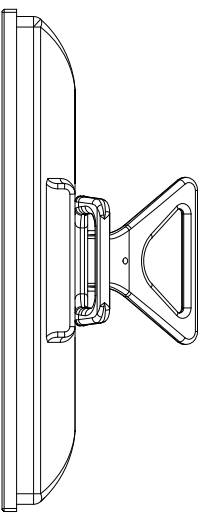
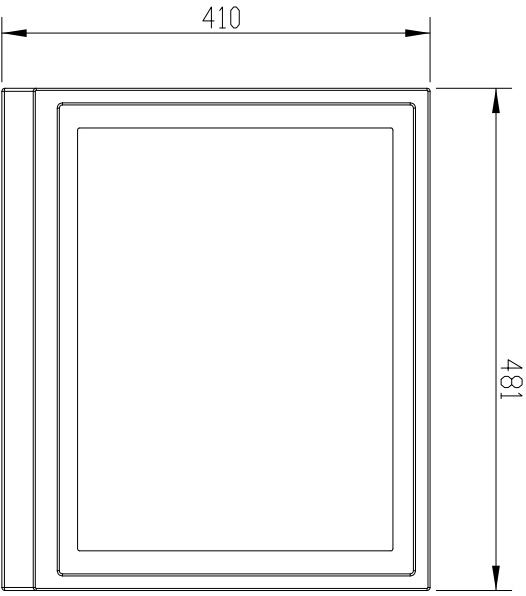
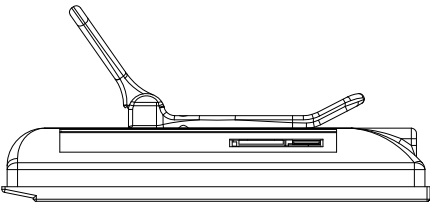


MARK	DESCRIPTION	SING	DATE
△			
△			
△			



NOTE:

- 1. MATERIAL:
- 2. ALL BURRS MUST BE FILLETED TO $\lt;0.05\text{mm}$
- 3. FINISH COATING (SPEC. SEE SAMPLE)
- 4. TOLERANCE UNLESS OTHERWISE SPEC. SEE TOLERANCE TABLE

TOL	$\lt; 30$	± 0.1	UNIT : mm	FINISHING	PART NO.	Ver.
	<math>30 < 120</math>	± 0.15				A0
	<math>120 < 315</math>	± 0.2	3RD ANGLES	MATERIAL	MOLD NO.	
	<math>315 < </math>	± 0.3			DPF-2051	0th
ANGLE TOL	$:$	$\pm 0.5^\circ$		APPROVED		1



CHECKED	APPROVED	TITLE	DPF-2051-ASSY
DESIGNED	Jack	DRAWING NO.	DPF-2051-313V.DWG
DRAWN		SIZE	A3
		SCALE	0.2
		SHEET	1 OF 1